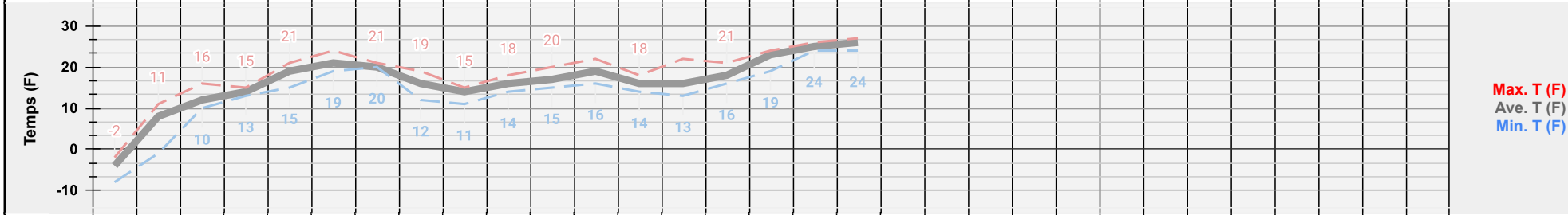
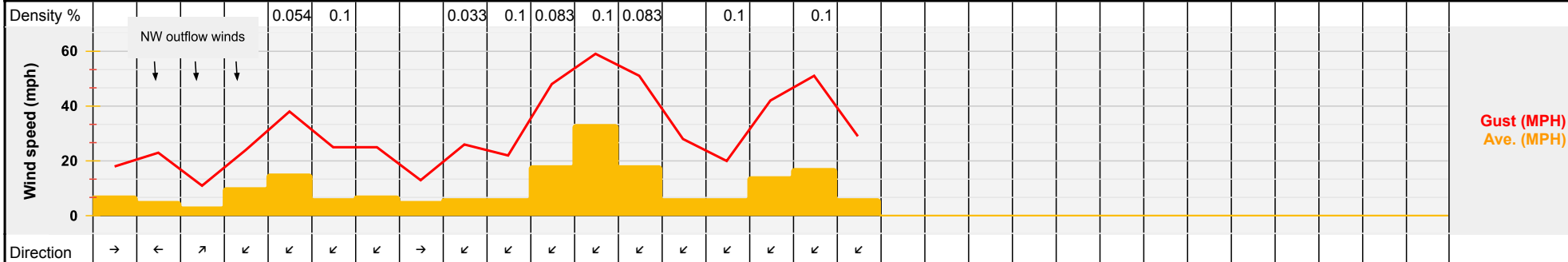
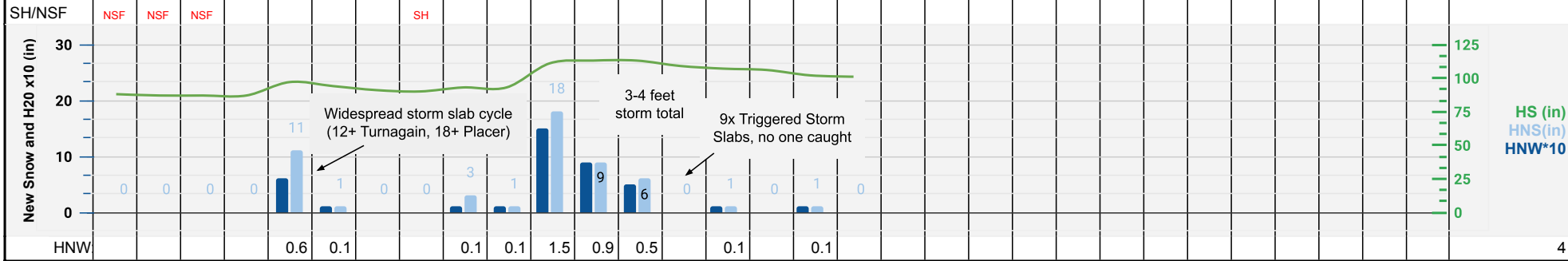




Day	1	2	3	4	5	6	7	8	9	10	11	12	13	14	15	16	17	18	19	20	21	22	23	24	25	26	27	28	29	30	31
-----	---	---	---	---	---	---	---	---	---	----	----	----	----	----	----	----	----	----	----	----	----	----	----	----	----	----	----	----	----	----	----



Avalanches & Notes

cloudy before the storm

10-14" Turnagain, 1-2 feet Placer, widespread storm slabs

Human tr storm slabs smallish D1:5's

More human tr storm slabs smallish D1:5's

Light snowfall after sunset

Snowfall beginning late morning

Heavy snowfall all day

Heavy snowfall - some sun and light snow in Gridwood

Sunny 9x human triggered D2 avalanches Turnagain

Cloudy, no avalanches that we know of

weak storm no viz

weak storm no viz, only a couple inches of snow total

Warning, Natural SE Seattle Ridge seen from Tincan

Alpine	M	M	L	M	M	C	M	M	M	M	C	H	H	C	C	C	C	M	C														
Treeline	M	L	L	L	M	M	M	M	M	M	M	H	C	C	C	C	C	M	C														
Below TL	L	L	L	L	L	M	M	M	M	M	M	H	C	C	M	M	M	M	C														